

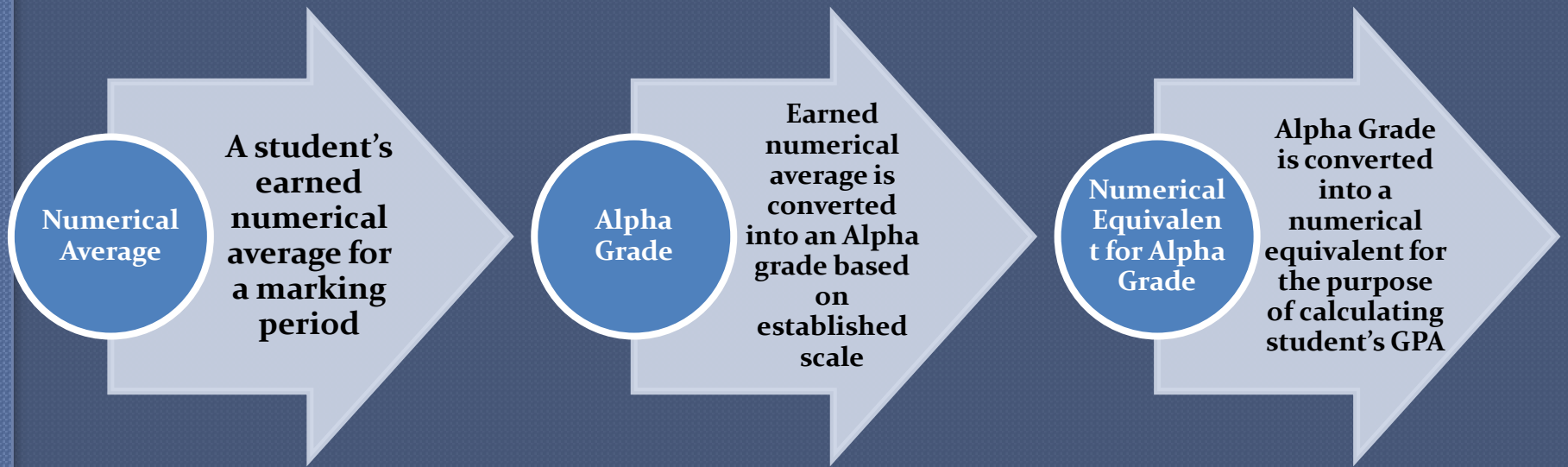
High School Grading Committee Recommendations

*Presented by
Dan Baginski, Director of Assessment
May 13, 2014*

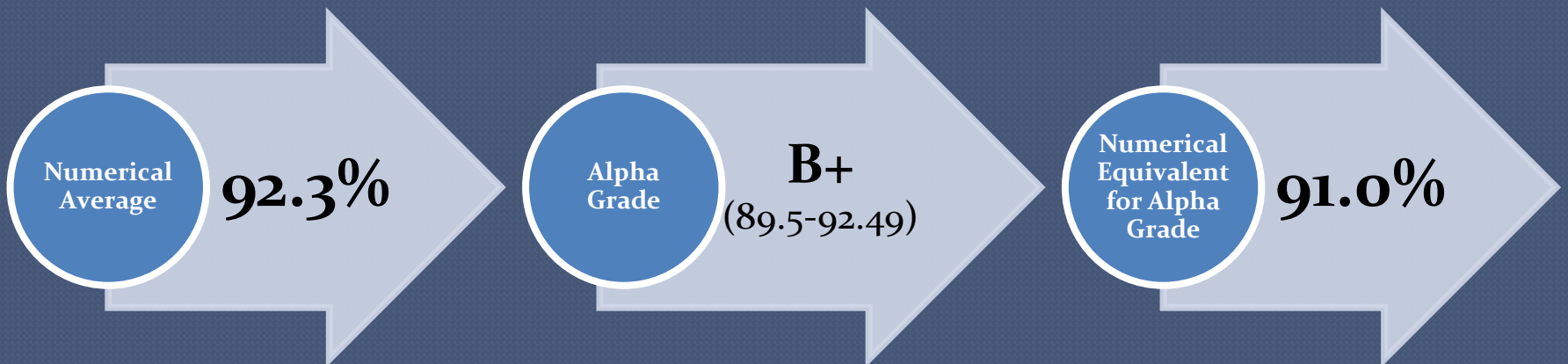
Committee Configuration

- The High School Grading Committee was formed to evaluate the current high school grading system and to recommend any necessary changes.
- The committee included:
 - *David Wilson, Mathematics Teacher, JMHS*
 - *Mary Russo, Science Teacher, JLHS*
 - *Chris Nye, Business Teacher, JMHS*
 - *Kathy Kavanaugh, Special Education Teacher, JLHS*
 - *Jessica Ventrello, Art Teacher, JMHS*
 - *Dan Coviello, Genesis – Student Information System Manager*
 - *Kurt Holtz, Director of Guidance*
 - *Rob Rotante, Director of Curriculum – STEM*
 - *Dan Baginski, Director of Assessment*

Current System



Example:



Committee Recommendation #1:

All marking period grades, final exam grades, and final grades should be reported numerically on a 100-point system.

Rationale:

- Converting grades in current manner has a homogenizing effect on grades and GPAs
- Reporting grades numerically will maintain integrity of student's performance

Proposed Change

**Numerical
Average**

**A student's
earned
numerical
avg. for a
marking
period**

**Numerical
Equivalent
for Grade**

**The earned
numerical
grade is used
to calculate
student's GPA**

Example:

**Numerical
Average**

92.3%

**Numerical
Equivalent
for Grade**

92.3%

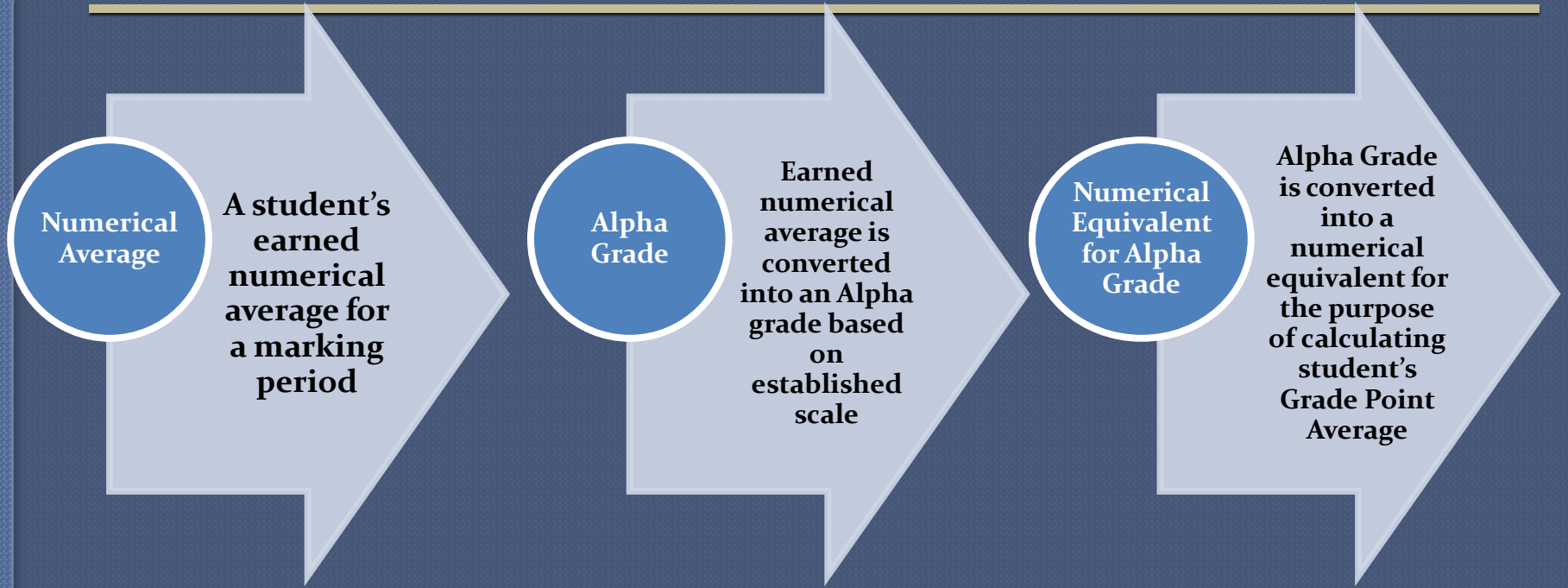
Committee Recommendation #2:

The minimum grade for any marking period or final exam should be established as 45%.

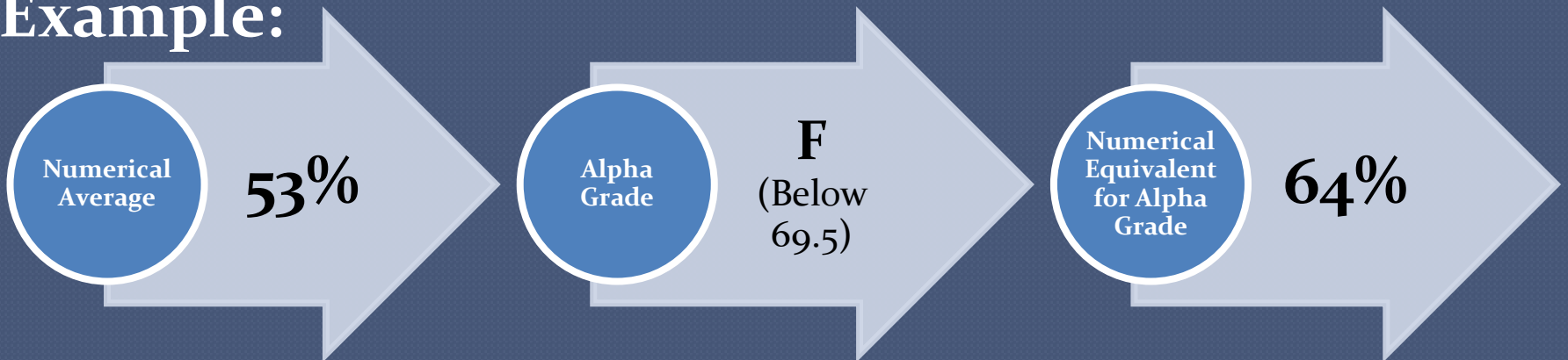
Rationale:

- Current system converts ANY failing grade to a 64
- With this minimum value, even a student who demonstrates *minimal* proficiency can still pass
- This practice does not place enough emphasis on student achievement

Current Minimum Grade

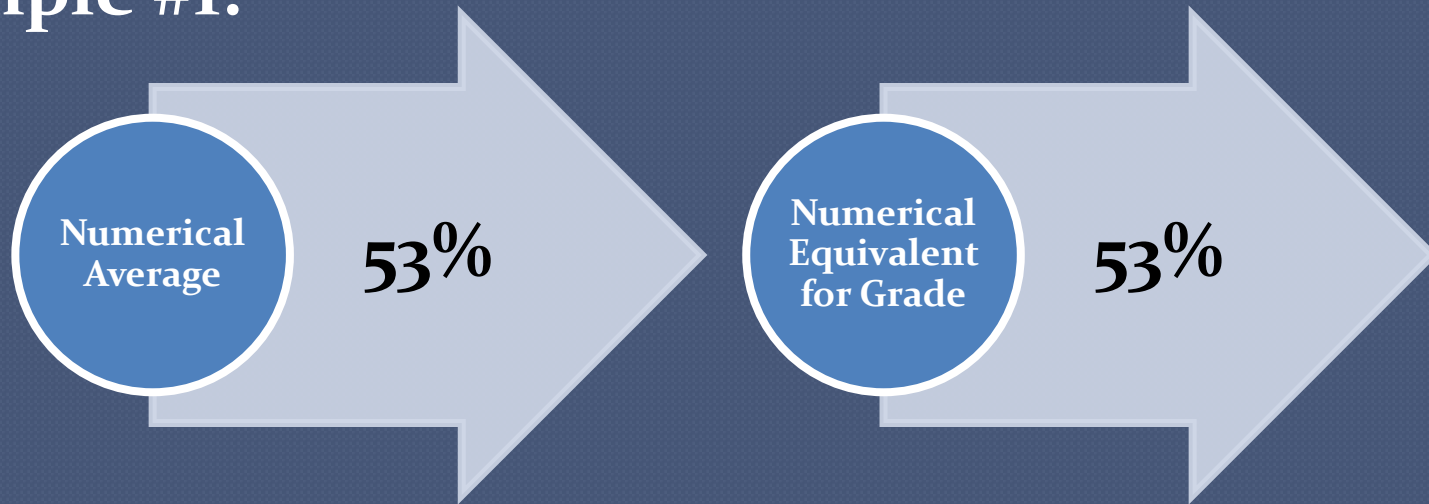


Example:

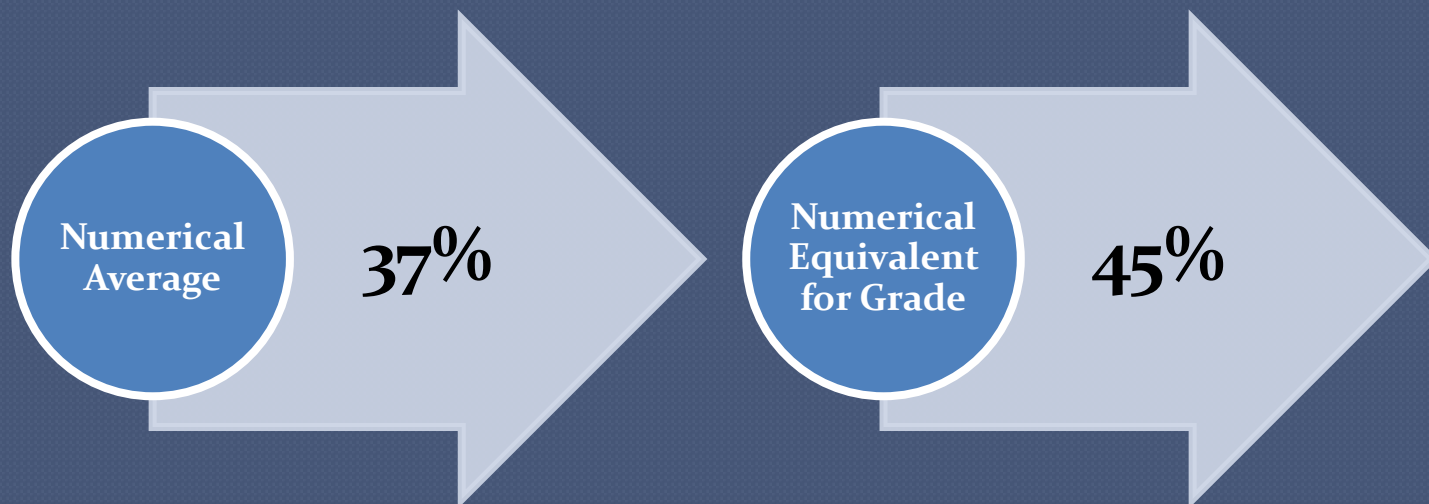


Proposed Minimum Grade

Example #1:



Example #2:



Committee Recommendation #3:




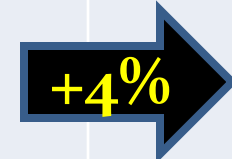
The weighting of Honors and Advanced Placement courses should be:

<i>Honors</i>	<i>1.05 (vs. 1.10)</i>
<i>Advanced Placement</i>	<i>1.10 (vs. 1.15)</i>

Rationale:

- Current system places disproportional weight on Honors courses
- It is common knowledge among students that there is an unnecessary risk to GPA to take AP instead of Honors.

Should I Take Honors or AP?

<i>Example</i>	Grade in Standard Course	Grade in Honors Course	Grade in AP Course
Current Weighting	80% 	88% 	92%
Proposed Weighting	80% 	84% 	88%

There is currently an unbalanced
“Risk vs. Reward”
in favor of students taking
an honors course over an AP course

School	A+	A	A-	B+	B	B-	C+	C	C-	D+	D	D-	F or E
Jackson (currently)	98-100	93-97		90-92	85-89		82-84	77-81		74-76		70-73	Below 70
Brick	97-100	92-96			85-91			75-84			70-74		Below 70
CBA		90-100		85-89	80-84		75-79	70-74			65-69		64 and below
Central Regional		90-100			80-89			75-79			70-74		0-69
Colts Neck	97-100	94-96	90-93	87-89	84-86	80-83	77-79	74-76	70-73	67-69	65-66		Below 65
Edison	97-100	93-96	90-92	87-89	83-86		77-79	73-76	70-72		65-69		0-64
Holmdel		90-100		87-89	80-86		77-79	70-76		67-69	60-66		59 and below
Lakewood		90-100			80-89			70-79			60-69		Below 60
Lacey		92-100			84-91			77-83			70-76		Below 70
Lenape		90-100			80-89			70-79			60-69		Below 60
Manalapan	97-100	93-96	90-92	87-89	83-86	80-82	77-79	73-76	70-72	67-69	65-66		Below 65
Manchester		93-100			85-92			76-84			70-75		69 and below
MonDon		93-100			85-92			75-84			70-74		Below 70
Ocean Twp		100-93			92-85			84-77			76-70		69 or below
Pinelands	98-100	93-97		90-92	85-89		82-84	77-81			70-76		69 or below
Point Pleasant	97-100	92-96		88-91	83-87		79-82	74-78			70-73		Below 70
Southern Regional		92-100			83-91			74-82			70-73		69 and below
Toms River Schools	97-100	90-96		87-89	80-86		77-79	70-76			65-69		0-64
West Windsor		90-100			80-89			70-79			60-69		0-59

School	A+	A	A-	B+	B	B-	C+	C	C-	D+	D	D-	F or E
Jackson (currently)	98-100	93-97		90-92	85-89		82-84	77-81		74-76		70-73	Below 70
Brick	97-100	92-96			85-91			75-84			70-74		Below 70
CBA		90-100											64 and below
Central Regional		90-100											0-69
Colts Neck	97-100	94-96	90-93										Below 65
Edison	97-100	93-96	90-92										0-64
Holmdel		90-100											59 and below
Lakewood		90-100											Below 60
Lacey		92-100											Below 70
Lenape		90-100											Below 60
Manalapan	97-100	93-96	90-92										Below 65
Manchester		93-100											69 and below
MonDon		93-100											Below 70
Ocean Twp		93-100											69 or below
Pinelands	98-100	93-97		90-92	85-89		82-84	77-81			70-76		69 or below
Point Pleasant	97-100	92-96		88-91	83-87		79-82	74-78			70-73		Below 70
Southern Regional		92-100			83-91			74-82			70-73		69 and below
Toms River Schools	97-100	90-96		87-89	80-86		77-79	70-76			65-69		0-64
West Windsor		90-100			80-89			70-79			60-69		0-59

**What is an “A”
in Jackson
compared to an
“A” in other
comparable
schools?**

School	A+	A	A-	B+	B	B-	C+	C	C-	D+	D	D-	F or E
Jackson (currently)	98-100	93-97		90-92	85-89		82-84	77-81		74-76		70-73	Below 70
Brick	97-100	92-96			85-91			75-84			70-74		Below 70
CBA		90-100		85-89	80-84		75-79	70-74			65-69		64 and below
Central Regional		90-100									4		0-69
Colts Neck	97-100	94-96	90-93								6		Below 65
Edison	97-100	93-96	90-92								9		0-64
Holmdel		90-100									6		59 and below
Lakewood		90-100									9		Below 60
Lacey		92-100									6		Below 70
Lenape		90-100									9		Below 60
Manalapan	97-100	93-96	90-92								6		Below 65
Manchester		93-100									5		69 and below
MonDon		93-100									4		Below 70
Ocean Twp		100-93									0		69 or below
Pinelands	98-100	93-97		90-92	85-89		82-84	77-81			70-76		69 or below
Point Pleasant	97-100	92-96		88-91	83-87		79-82	74-78			70-73		Below 70
Southern Regional		92-100			83-91			74-82			70-73		69 and below
Toms River Schools	97-100	90-96		87-89	80-86		77-79	70-76			65-69		0-64
West Windsor		90-100			80-89			70-79			60-69		0-59

What is “passing” in Jackson compared to “passing” in other comparable schools?

Committee Recommendation #4:

The Grading Scale for the college profile should be changed to:

<i>A</i>	<i>90 - 100</i>
<i>B</i>	<i>80 - 89</i>
<i>C</i>	<i>70 - 79</i>
<i>D</i>	<i>65 - 69</i>
<i>F</i>	<i>Below 65</i>

**Discontinue
use of +
(e.g. A+, C+)**

Rationale:

- Our current numerical value for passing is one of the highest in comparable schools
- Altering scale in this manner allows our students to maintain competitiveness while still preserving the integrity of our program.

School	A+	A	A-	B+	B	B-	C+	C	C-	D+	D	D-	F or E
Jackson (currently)	98-100	93-97		90-92	85-89		82-84	77-81		74-76		70-73	Below 70
Jackson (proposed)		90-100			80-89			70-79			65-69		Below 65
Brick	97-100	92-96			85-91			75-84			70-74		Below 70
CBA		90-100		85-89	80-84		75-79	70-74			65-69		64 and below
Central Regional		90-100			80-89			75-79			70-74		0-69
Colts Neck	97-100	94-96	90-93	87-89	84-86	80-83	77-79	74-76	70-73	67-69	65-66		Below 65
Edison	97-100	93-96	90-92	87-89	83-86		77-79	73-76	70-72		65-69		0-64
Holmdel		90-100		87-89	80-86		77-79	70-76		67-69	60-66		59 and below
Lakewood		90-100			80-89			70-79			60-69		Below 60
Lacey		92-100			84-91			77-83			70-76		Below 70
Lenape		90-100			80-89			70-79			60-69		Below 60
Manalapan	97-100	93-96	90-92	87-89	83-86	80-82	77-79	73-76	70-72	67-69	65-66		Below 65
Manchester		93-100			85-92			76-84			70-75		69 and below
MonDon		93-100			85-92			75-84			70-74		Below 70
Ocean Twp		100-93			92-85			84-77			76-70		69 or below
Pinelands	98-100	93-97		90-92	85-89		82-84	77-81			70-76		69 or below
Point Pleasant	97-100	92-96		88-91	83-87		79-82	74-78			70-73		Below 70
Southern Regional		92-100			83-91			74-82			70-73		69 and below
Toms River Schools	97-100	90-96		87-89	80-86		77-79	70-76			65-69		0-64
West Windsor		90-100			80-89			70-79			60-69		0-59

Committee Recommendation #5:

- Teachers should be permitted to set up their own grade books with parameters that are common to each “course” with common sub-categories (exams, homework, quizzes, class participation)
- Change to customization by COURSE instead of department
- Departments should establish a minimum number of reported grades within a sub-category to ensure that students are assessed fairly between course sections.

Next Steps

- If approved, the communication of these grading changes will be critically important:
 - High School administrators will communicate this information to parents via weekly email messages, website updates and parent meetings.
 - New grading information will be prominently highlighted in the student handbooks for both high schools.
 - District administrators will work with Genesis to coordinate the transition to the new scoring system.

Questions?

Example of Final Grade Calculation Using Numeric System

Course	Marking Period 1	Marking Period 2	Marking Period 3	Final Exam	Final Grade (unweighted)	Weight	Final Grade (weighted)
PE	90	95	92	95	93	1	93
ART	94	92	98	85	92.25	1	92.25 (92)
Honors Alg. II	88	76	85	91	85	1.05	89.25 (89)
Honors Eng	98	85	87	99	92.25	1.05	96.86 (97)
History	82	70	72	81	76.25	1	76.25 (76)
Honors Bio	79	90	81	80	82.5 (83)	1.05	86.63 (87)
Spanish 2	85	93	65	70	78.25	1	78.25 (78)
Economics	84	63	59	76	70.5 (71)	1	70.5 (71)

Final Grade = (Marking Period 1 + Marking Period 2 + Marking Period 3 + Final Exam) / 4

Example of Final GPA Calculation Using Numeric System

Course	Weighted Grade	Credit Attempted	Quality Points (credit attempted X weighted grade)
PE	93	5	465
ART	92.25 (92)	5	460
Honors Alg. II	89.25 (89)	5	445
Honors Eng	96.86 (97)	5	485
History	76.25 (76)	5	380
Honors Bio	86.63 (87)	5	435
Spanish 2	78.25 (78)	5	390
Economics	70.5 (71)	5	355
	TOTAL	40	3,415

$$\text{GPA} = (\text{Quality Points}) / (\text{Credits Attempted}) = (3,415) / (40) = 85.375$$