
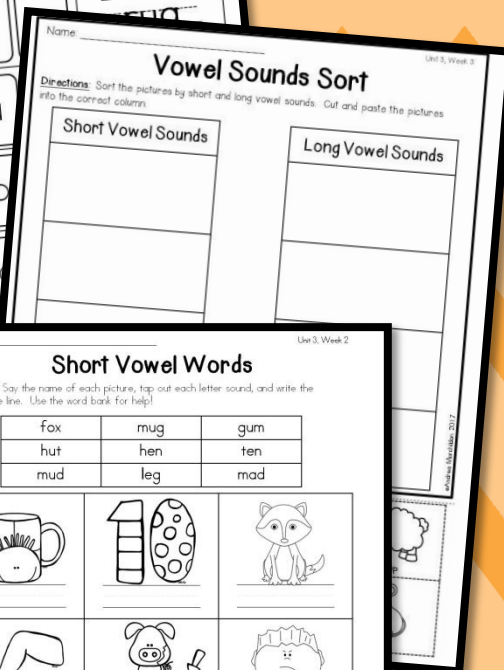


Phonics

Practice Pack

Kindergarten

Unit 3



By Andrea Marchildon


Name: _____

Say it, Tap it, Spell it!



Directions: Look at the first picture in each row. Say the word and tap out each sound. Circle the correct spelling.

Example:



/h/ /e/ /n/

hen

han

hin



cab

cub

ceb



cip

cap

cop



sob

seb

sab



run







rin

ren

Name: _____

Let's Change It!


Directions: Read the first word in each row. Look at the picture and write the new rhyming word. Remember your words must rhyme.

Word	Change it to...	New Word
Example: lap		<u>tap</u>
sap		_____
tag		_____
rap		_____
mat		_____
pop		_____

Name: _____


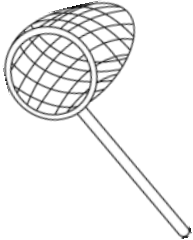




Let's Play Bingo

Directions: Choose 24 letters and write one letter in each box. Listen to a word your teacher calls out. Be sure to listen for the beginning sound. If the word is bed. You echo the word (bed), tap it out (/b/ /e/ /d/), and put a marker on the beginning sound you hear (/b/). If you have 5 markers in a row, across, or diagonal yell out BINGO.

Middle Sounds

Directions: Look at each picture. Say and tap out the sounds and write the vowel sound on the middle card. Then write the word on the line.

	c	a	t	<u>cat</u>
	n		t	
	p		n	
	b		t	
	d		g	
	c		t	

Name: _____

Unit 3, Week 1

Directions: Cut out the letters at the bottom of the page and paste them in the correct order.







	b	c		e		
g		i	j		l	
m	n		p	q	r	
t	u		w			z

h	a	s	k	x
d	o	f	y	v

Cut and paste the letters
in the correct order.

Ending Sounds

Directions: Look at each picture. Tap out the sounds and write the last letter of each word on the card. Then write the whole word on the line.


	<div>r</div>	<div>u</div>	<div>g</div>	<div>_____</div> <div>_____</div> <div>_____</div> <div>_____</div>
	<div>n</div>	<div>a</div>	<div></div>	<div>_____</div> <div>_____</div> <div>_____</div> <div>_____</div>
	<div>l</div>	<div>o</div>	<div></div>	<div>_____</div> <div>_____</div> <div>_____</div> <div>_____</div>
	<div>f</div>	<div>a</div>	<div></div>	<div>_____</div> <div>_____</div> <div>_____</div> <div>_____</div>
	<div>p</div>	<div>i</div>	<div></div>	<div>_____</div> <div>_____</div> <div>_____</div> <div>_____</div>
	<div>h</div>	<div>a</div>	<div></div>	<div>_____</div> <div>_____</div> <div>_____</div> <div>_____</div>

Short Vowel Words

Directions: Say the name of each picture, tap out each letter sound, and write the word on the line. Use the word bank for help!


fox	mug	gum
hut	hen	ten
mud	leg	mad

























Sort by Word Family

Directions: Read the words below and sort them by word family. Cut the words out and glue them in the correct column.

 -at	 -ap	 -ad

Cut.
→

sat	tap	mad
cap	mat	bad
dad	sap	bat



Name: _____

Practice Time

Trace it.

the

the

the

Write it.

Color it.

the

the

the

Circle it.

he	the	the	and
the	is	the	the
the	the	of	

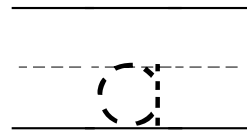
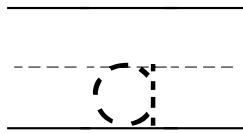
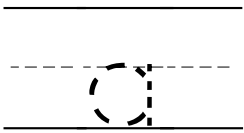
Use it in a sentence.

I see _____ cat.

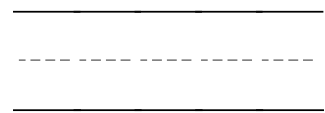
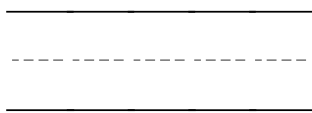
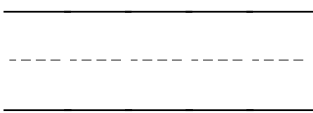


Practice Time

Trace it.



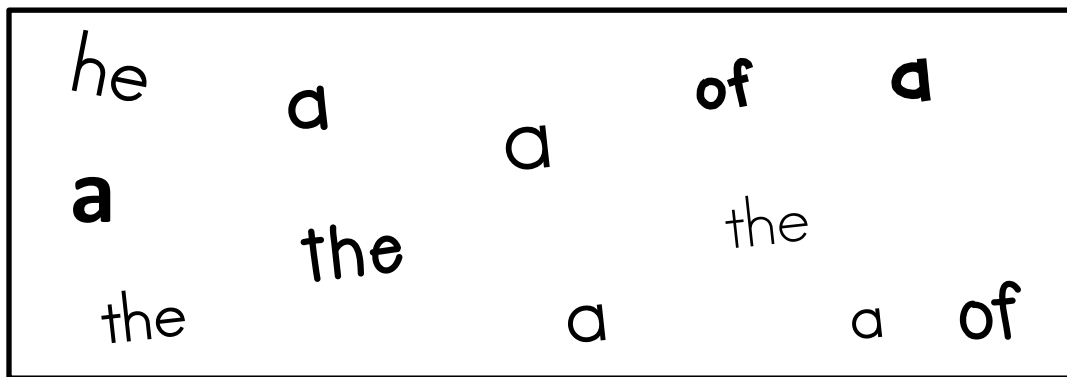
Write it.



Color it.



Circle it.

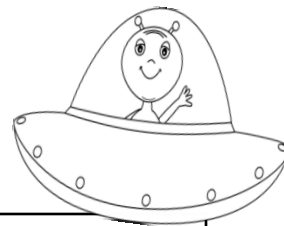


Use it in a sentence.

I see _____ red hat.

Name: _____

Let's Sort



Directions: Sort the real words from the “Alien” (nonsense) words. Cut and paste the words below in the correct column.

Real Words	Alien Words

Cut.

dop

hip

fet

gap

bag

mag

cub

dep

pob

wig

Name: _____

Color by Code

Directions: Read the words. Color in the boxes using the color code.

Color Code

the = red

a = blue

the	a	the	a
a	the	a	the
a	the	the	a







Directions: Read each sentence. Circle the trick words **the** and **a** in each one.

1. Max is a dog.
2. The cat is on the mat.
3. I see a pig in the mud.
4. Nat is a black cat.



Tap it Out

Directions: Look at each picture. Say and tap out the sounds and write one sound on each card. Then write the word on the line.

	<div>c</div>	<div>a</div>	<div>t</div>	<div>cat</div>
				
				
				
				
				

Name: _____


Unit 3, Week 3

Vowel Sounds Sort


Directions: Sort the pictures by short and long vowel sounds. Cut and paste the pictures into the correct column.

Short Vowel Sounds

Long Vowel Sounds




snake



cape



cap




sheep



bag



nap



jeep



rat



Name: _____

Practice Time

Trace it.

and

and

and

Write it.

Color it.

and

and

and

Circle it.

he	and	to	and
the	and	a	and
is			is

Use it in a sentence.

I have a dog _____ cat.

Name: _____

Practice Time



Trace it.

are

are

are

Write it.

Color it.

are

are

are

Circle it.

he	are	to	to
are		and	are
is	are	a	is

Use it in a sentence.

We _____ in the den.



Name: _____

Practice Time

Trace it.

to

to

to

Write it.

Color it.

to

to

to

Circle it.

to		the		and
a	to		to	to
is	to	his		is

Use it in a sentence.

Meg went _____ the vet.

Name: _____

Color by Code

Directions: Read the words. Color in the boxes using the color code.

Color Code

and = red

are = green

to = blue

and	are	to	are
are	to	and	to
to	are	to	and


Directions: Read each sentence. Circle the trick words **a**, **the**, **and**, **are** and **to** in each one.

1. Sid has a cat and a dog.

2. We are at the vet.

3. I went to the shop.

4. Ben and Jim went for a run.



Name: _____

Real vs. Nonsense Words



Directions: Read all of the words. Circle the real words and cross out the nonsense words.

Example:

hip

hen

~~wog~~

pet

wet

zat

wig

yes

cap

pig

zip

vum

sad

mad

zeb

cat

rin

hug

dog




quib

Name: _____

Unit 3, Week 4

Let's Read

Directions: Practice reading the words below 2 times. Once you have practiced, find a friend to read the words to.



☐ I read the words.

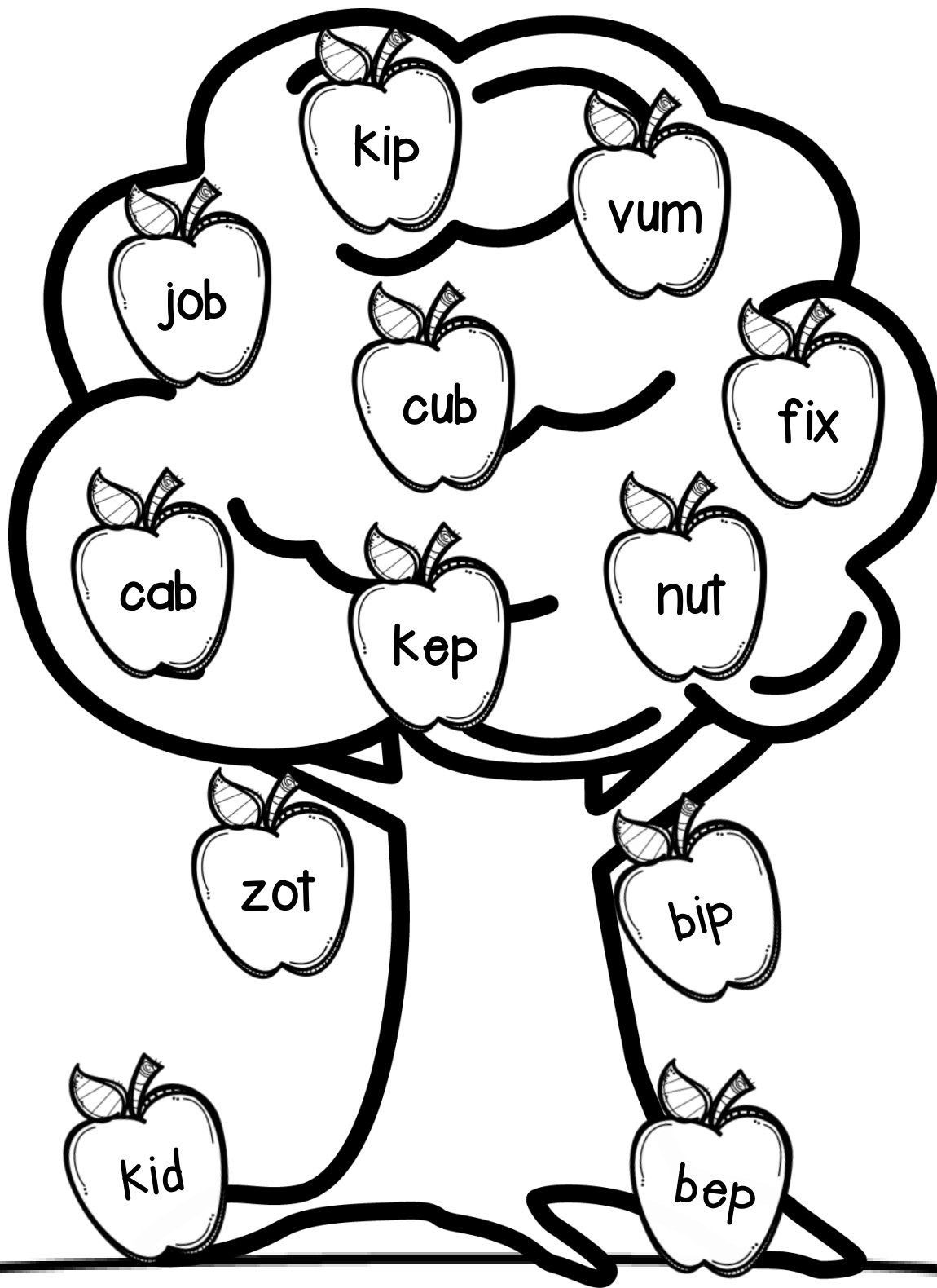
☐ I read the words to _____
friend's name

Name: _____

Unit 3, Week 4

Real vs. Nonsense Words

Directions: Read the words. Color the apples with real words red and color the apples with nonsense words brown.



Name: _____

Unit 3, Week 4

Practice Time



Trace it.

is

is

is

Write it.

Color it.

is

is

is

Circle it.

he is the and
the is the is
is the is

Use it in a sentence.

The cat _____ on the mat.

Name: _____



Practice Time

Trace it.

his

his

his

Write it.

Color it.

his

his

his

Circle it.

is	his	the	this
the	his	his	to
and			

Use it in a sentence.

I see _____ dog.

Name: _____

Color by Code

Directions: Read the words. Color in the boxes using the color code.

Color Code

is = blue

his = yellow

is	his	is	his
his	is	his	is
is	is	his	his

Directions: Read each sentence. Circle the trick words **his** and **is** in each one.

1. I see his cat.
2. Jim has his red cap.
3. Is this his red hat?
4. The frog is on the log.




Capitals & Periods

Directions: Rewrite the sentences by starting each sentence with a capital letter and ending it with a period. Color the picture to go with each sentence.

the dog likes to dig




the cat is on a bed




the pig is in the mud



the frog is green



the hat is red





Name: _____

Practice Time

Trace it.

as

as

as

Write it.

Color it.

as

as

as

Circle it.

he as to as

as as has as is

is as

Use it in a sentence.

He runs _____ fast _____ me.

Name: _____

Practice Time



Trace it.

has

has

has

Write it.

Color it.

has

has

has

Circle it.

is	to	has	has
has	was	has	the
and	has	has	has

Use it in a sentence.

Ben _____ a black cat.

Name: _____

Practice Time

Directions: Read the words. Color in the boxes using the color code.

Color Code


as = blue

has = green

as	has	as	has
has	as	has	as
as	as	has	has

Directions: Read each sentence. Fill in the missing trick word.

1. He ____ a pet.
2. She is ____ fast as me.
3. Tom ____ a red cap.
4. He is as fast ____ a bunny.



Name: _____

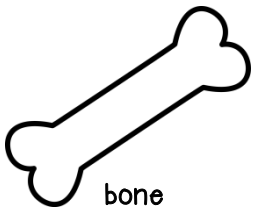

Unit 3, Week 5

Vowel Sounds Sort

Directions: Sort the pictures by short and long vowel sounds. Cut and paste the pictures into the correct column.

Short Vowel Sounds

Long Vowel Sounds



bone



top



cake



tree



kid



coat



cab



rag

Name: _____

Unit 3, Week 5

Real vs. Nonsense Words

Directions: Read the words below. Sort the real and nonsense words. Paste them into the correct boxes.

Real Words

Nonsense Words



©Andrea Marchildon 2017

kiz

cot

zot

wax

mat

kep

cup

cag

Name: _____

Unit 3, Week 5

Word Cards

These word cards go along with the "Let's Listen & Color" page. Cut out the word cards and put them in a pile. Choose a card and say the sounds in each word. Students will listen for the sounds and find the word on their page and color it in.

/g/ /u/ /m/
gum

/d/ /i/ /p/
dip

/l/ /a/ /p/
lap

/t/ /e/ /n/
ten

/p/ /u/ /p/
pup

/s/ /i/ /p/
sip

/b/ /u/ /s/
bus

/h/ /i/ /p/
hip






/b/ /u/ /g/
bug

Name: _____

Unit 3, Week 5

Let's Listen & Color

Directions: Listen for your teacher to say the sounds in a word. Find the word on your page and color it in.








Name: _____

Unit 3, Week 6

Let's Read

Directions: Practice reading the words below 2 times. Once you have practiced, find a friend to read the words to.



☐ I read the words.


☐ I read the words to _____
friend's name

Name: _____

Unit 3, Week 6

Directions: Look at each picture. Sound out the word. Color the 3 letters in that spell the word. Write the word on the line.

Example:





c a
o t

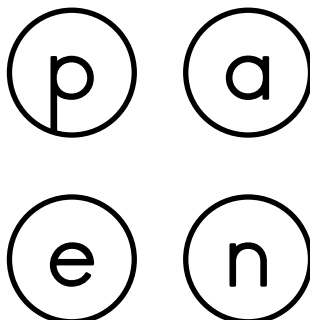
cat

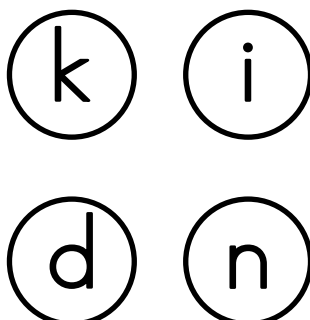
Picture

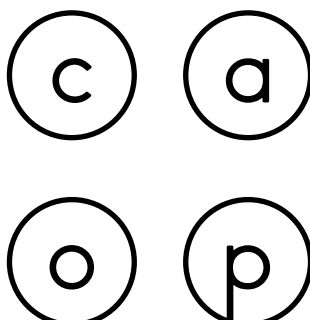

Color the Letters

Write the Word









Name: _____

Let's Write Sentences



Directions: Write the words in the sentence frames using a capital for the first letter and a period to end each sentence.

Example:

The cat is fat.

the cat is fat

he is my pal

ted got a pup

the rug is red



Name: _____

Practice Time

Trace it.

was

was

was

Write it.

Color it.

was

was

was

Circle it.

was to was

was the

and was is was

Use it in a sentence.

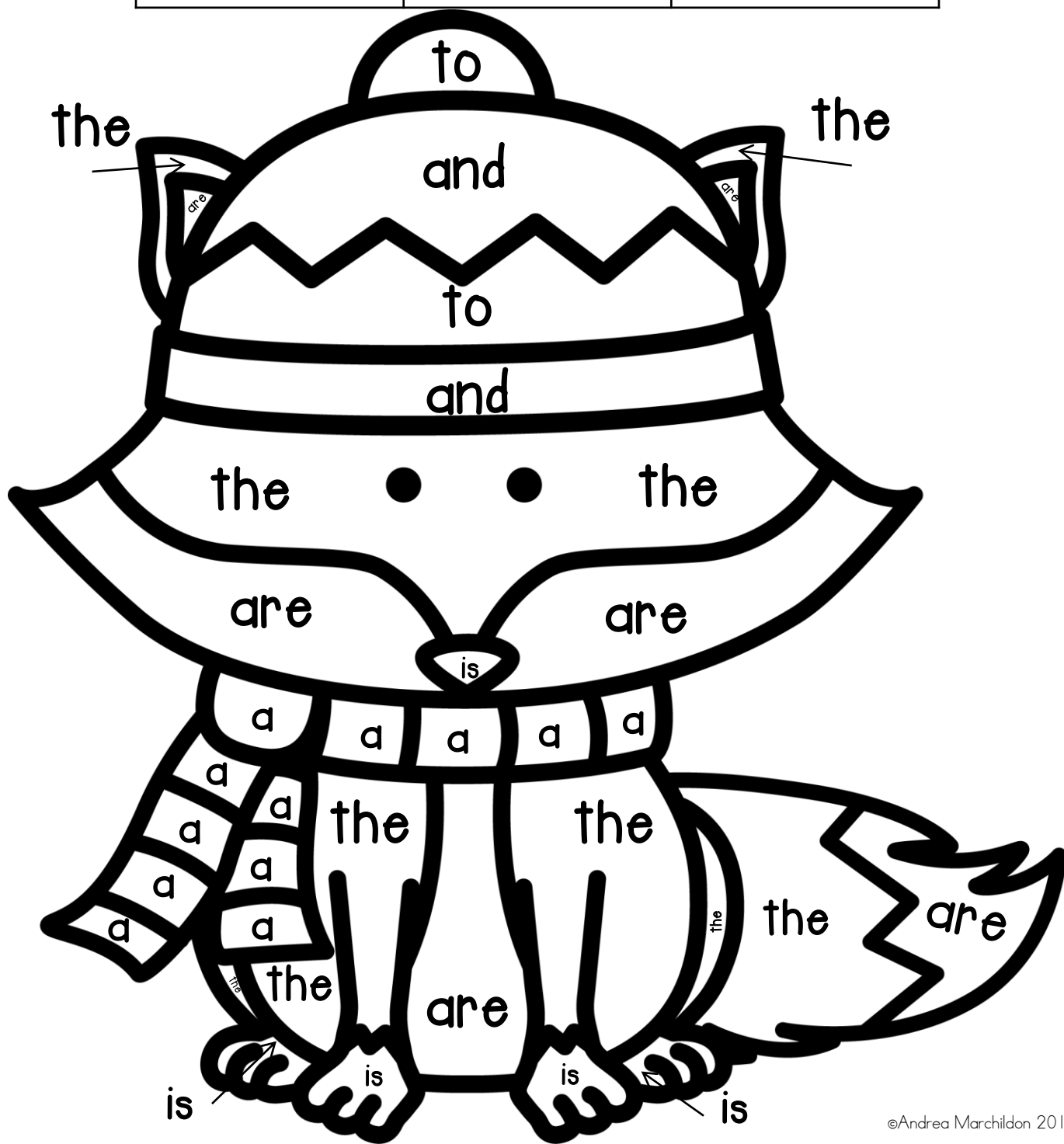
My cat _____ at the vet.

Name: _____

Color by Sight Word

Color Code

the = orange	a = red	and = green
are = white	to = blue	is = brown

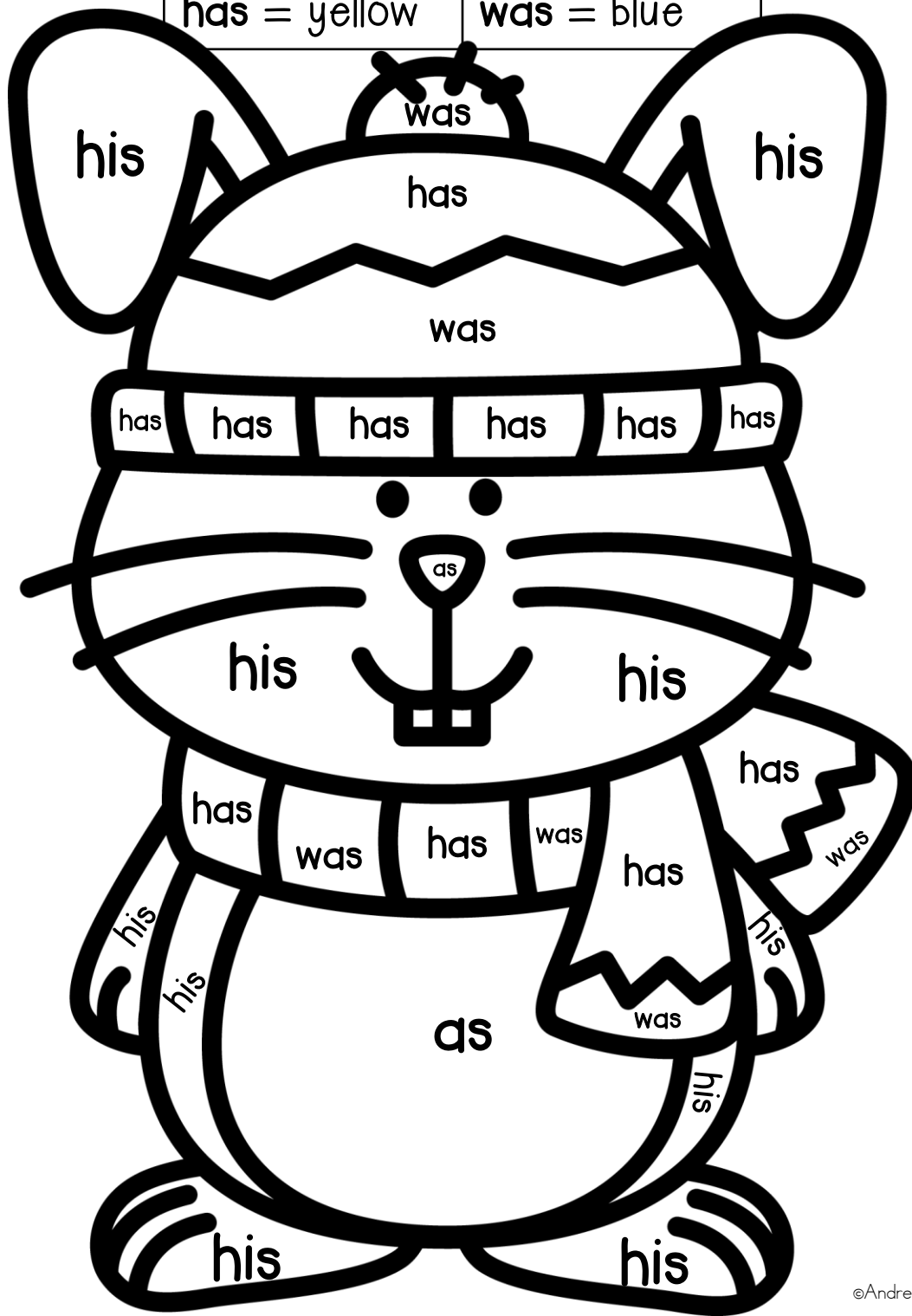


Name: _____


Color by Sight Word

Color Code

his = brown	as = pink
has = yellow	was = blue



Book Report




Book Title

Characters



Setting



Middle

Beginning

End



Rate the Book



Great



Okay



Not Great

Level K Unit 3 Phonics Practice Pack

©Andrea Marchildon 2017

Terms of Use:

This download is for one personal classroom use only. You are not permitted to resell or share this file. If you would like to direct other people to this file, please send them to my [Teachers Pay Teachers](#) store. If you would like to share this file, you can purchase a multi-use license at a reduced cost through TpT.

Thank you so much for your purchase. I hope you enjoy it and find it helpful. Please feel free to contact me if you have any questions.

tricksofthetradeinfirstgrade@gmail.com



For more resources check out my TpT store, Facebook, and my blog.

[Facebook](#)



[Pinterest](#)

Credits



[MyCuteGraphics](#)

More Resources

