



**“State of the Schools”
Presentation**

October 19, 2022

**Robert Rotante
Assistant Superintendent
of Schools**

Student Population Changes Over Last Decade

Subgroup	June 2012		June 2022	
<i>Total Students</i>	9,363		7,542	
Subgroup	# of Students	% of Students	# of Students	% of Students
Asian	289	3.1%	228	3.0%
Black	619	6.6%	444	5.7%
Hispanic	642	6.9%	1,873	24.8%
White	7,777	83.1%	4,791	63.5%
Economically Disadvantaged	1,623	17.4%	2,120	28.1%
Special Education	1,333	14.29%	1,248	16.5%
English Language Learner	45	0.5%	422	5.6%
In District Less than 1 Year	122	1.3%	225	3.0%

**NJ Department of
Education
2021 - 2022
Required
Assessment
Administrations**

Measuring
College and
Career Readiness

REQUIRED State Assessments

NJ Student Learning Assessments

- These tests had not been administered since the Spring of 2019.
 - ELA - Students in Grades 3 - 9
 - Mathematics - Students in Grades 3 - 9
 - Science - Students in Grades 5, 8 and 11

NJ Graduation Proficiency Assessment

- This was the first time the state used the NJ GPA test
- Required for all Juniors to take the NJ GPA
- Fall, 2022 - The NJ Department of Education announced that the test will not be used as a graduation requirement for the class of 2023

DLM

- Administered to all Identified Special needs students in Grades 3-8 and 11 in ELA, Math and Science

ACCESS for ELL's

- Administered to all students identified as ELL students

START STRONG

- All students in Grades 4 - 10 for ELA & math
- All students in Grades 6, 9 and 12 for science
- Designed to see students' level of knowledge at the start of the year

**JACKSON SCHOOL DISTRICT'S 2022 NJSLA ADMINISTRATION
PERCENTAGE SCORING "4" or Better
MEETING or EXCEEDING EXPECTATIONS**

	English Language Arts		Mathematics	
	District	State	District	State
Grade 3	31.2%	42.4%	44.7%	45.4%
Grade 4	40.7%	49.4%	42.9%	39.5%
Grade 5	48.2%	49.6%	44.7%	36.0%
Grade 6	46.5%	47.6%	30.9%	31.3%
Grade 7	59.2%	52.7%	44.3%	34.1%
Grade 8	49.9%	51.3%	18.8%	15.4%
Grade 9	35.6%	48.9%		
Algebra 1			32.2%	34.8%
Geometry			37.2%	44.0%
Algebra 2			56.4%	53.3%

The district did not invest time on test prep for our 3rd and 4th graders who had never taken this type of test before. Our focus was on returning students to school and focusing on the whole curriculum.

2022 NJSLA ADMINISTRATION GRADE 4 "4" or Better EXPECTATIONS

	Language Arts		Mathematics	
	District	State	District	State
Grade 3	31.2%	42.4%	44.7%	45.4%
Grade 4	40.7%	49.4%	42.9%	39.5%
Grade 5	48.2%	49.6%	44.7%	36.0%
Grade 6	46.5%	47.6%	39.9%	31.3%
Grade 7	59.2%	52.7%		
Grade 8	49.9%	51.3%		
Grade 9	35.6%	48.9%		
Algebra 1			32.2%	34.8%
Geometry			37.2%	44.0%
Algebra 2			56.4%	53.3%

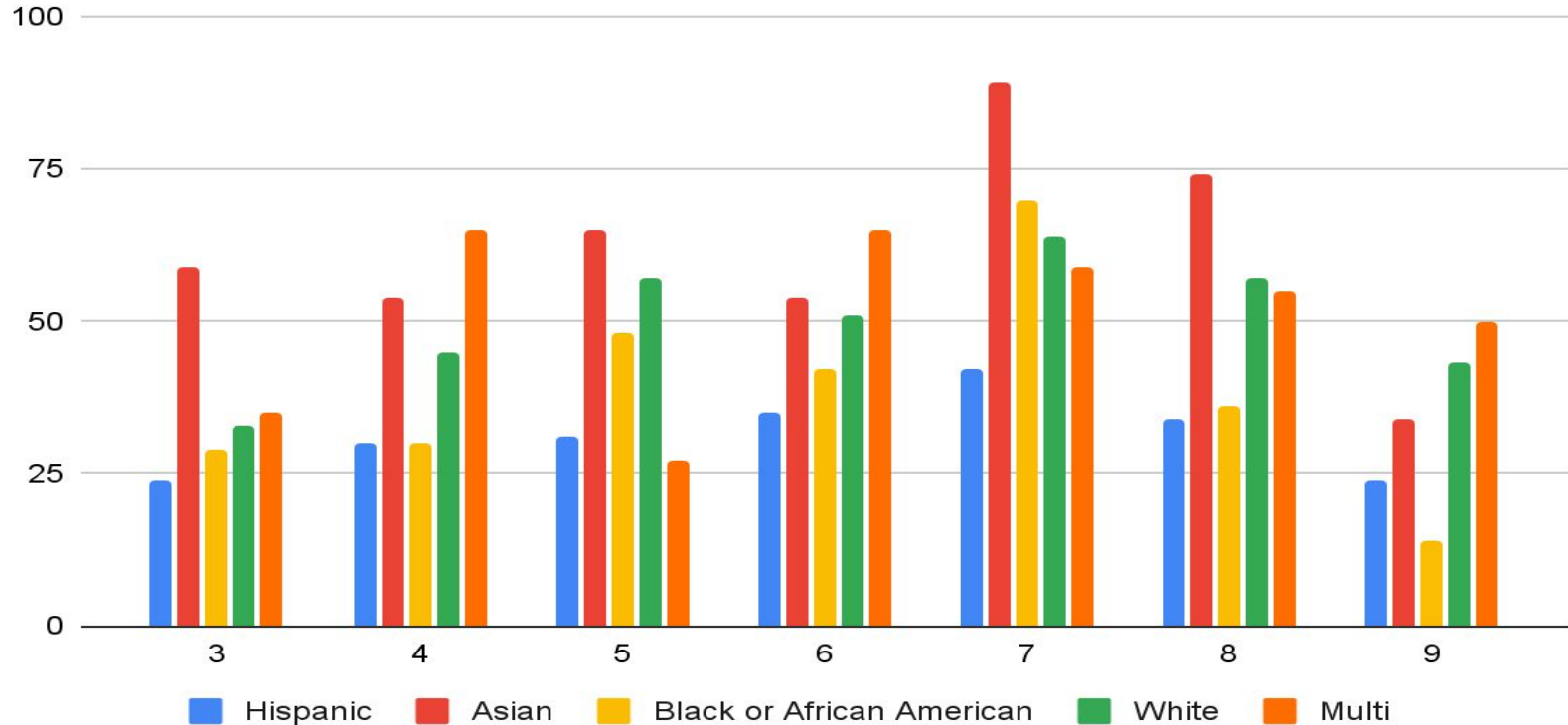
Advanced 8th grade math students take Algebra 1 in Middle School.

Subgroups

NJSLA

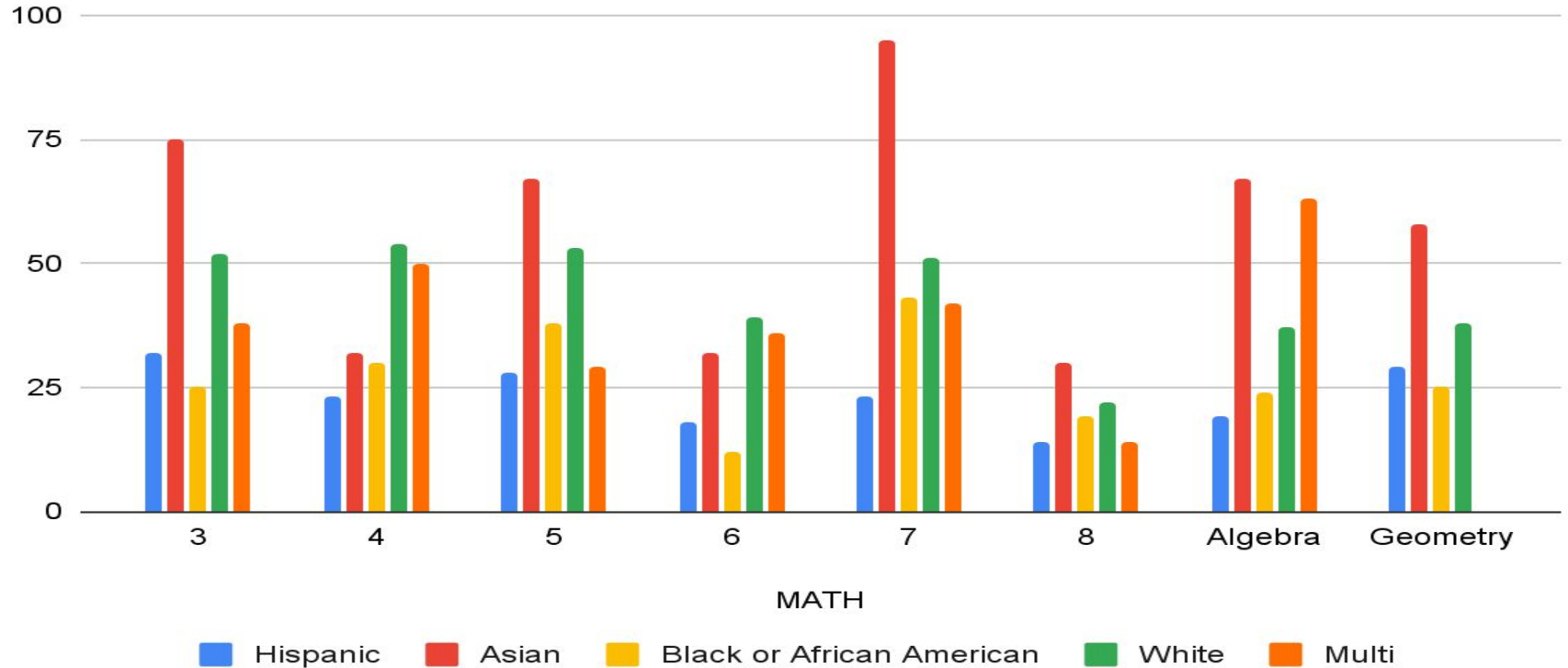
2022 NJ SLA - ELA - Ethnicity Data

Percentage of students meeting or exceeding expectations



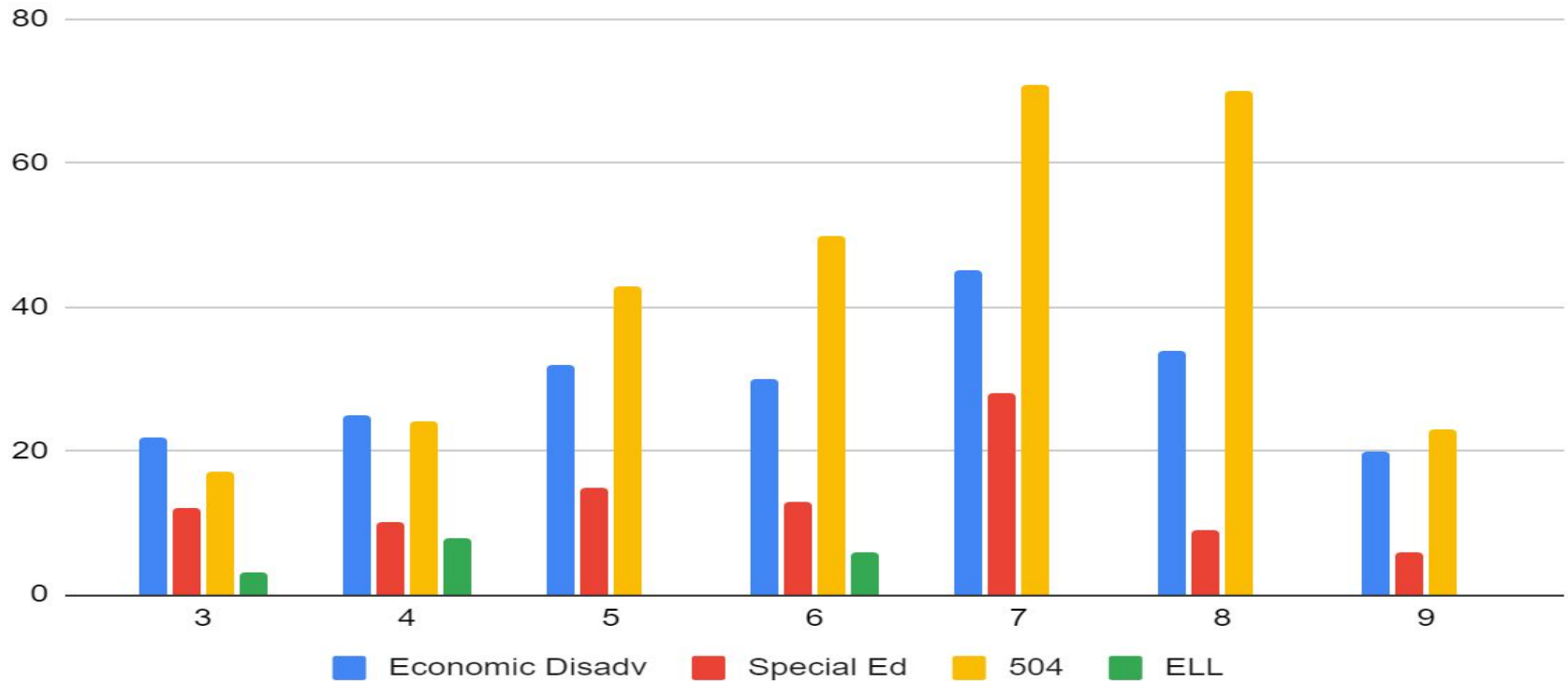
2022 NJ SLA - Math - Ethnicity Data

Percentage of students meeting or exceeding expectations



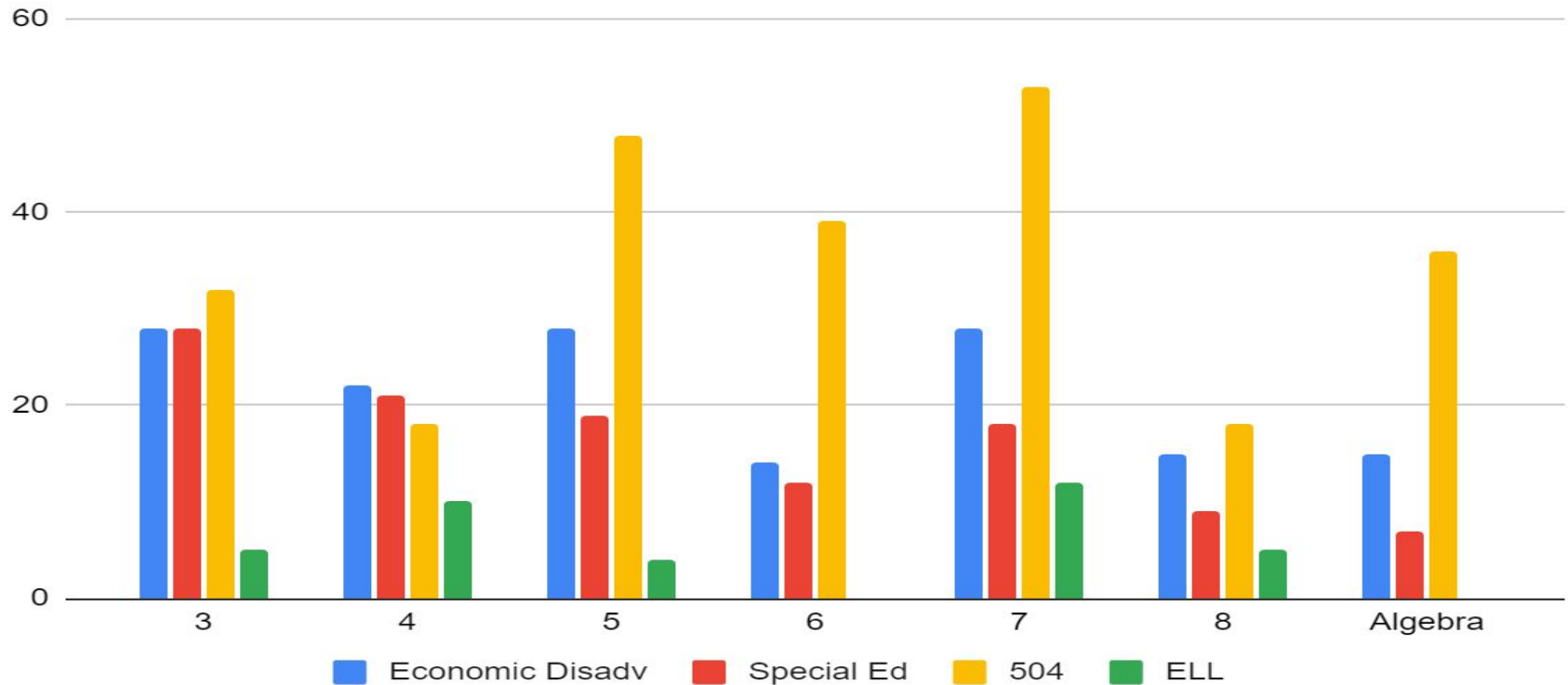
2022 NJ SLA - ELA - Subgroups

Percentage of students meeting or exceeding expectations



2022 NJ SLA - Math- Subgroups

Percentage of students meeting or exceeding expectations



**JACKSON TOWNSHIP SCHOOL DISTRICT'S
2022 NJ GRADUATION PROFICIENCY ADMINISTRATION
PERCENTAGE SCORING 'Graduation Ready'**

	English Language Arts		Mathematics	
	District	State	District	State
District	30.2%	39.4%	49.9%	49.5%
Hispanic	17.0%		29.1%	
Asian	55.6%		70.4%	
Black/African-American	30.3%		42.4%	
White	33.3%		57.1%	
Economic Disadvantaged	21.1%		27.2%	
Special Education	1%		9.0%	
504	7.7%		50.0%	
ELL	0%		0%	

JACKSON TOWNSHIP SCHOOL DISTRICT'S 2022 NJ GRADUATION PROFICIENCY ADMINISTRATION PERCENTAGE SCORING 'Graduation Ready'

	English Language Arts		Mathematics	
	District	State	District	State
<p>Regarding GPA Assessment</p> <ul style="list-style-type: none"> 2022 was the 1st ever administration of this test No state average data reported by the state for sub categories (not normed) The DOE announced in the fall, this test is no longer being used as a graduation requirement for the Class of '23 	30.2%	39.4%	49.9%	49.5%
	17.0%		29.1%	
	55.6%		70.4%	
	30.3%		42.4%	
	33.3%		57.1%	
	21.1%		27.2%	
	1%		9.0%	
	7.7%		50.0%	
	0%		0%	

JACKSON TOWNSHIP SCHOOL DISTRICT

ACCESS TESTING FOR ELL STUDENTS

Once students reach “Bridging” and “Reaching” levels they are exited from the program.

	Total Students	Entering	Emerging	Developing	Expanding	Bridging/ Reaching
K	87	45%	15%	15%	23%	2%
Grade 1	50	32%	38%	28%	0%	0%
Grade 2	62	18%	27%	52%	3%	0%
Grade 3	40	13%	20%	53%	13%	0%
Grade 4	39	3%	8%	38%	44%	5%
Grade 5	27	15%	19%	36%	30%	0%
Grade 6	27	19%	30%	48%	4%	0%
Grade 7	18	22%	6%	50%	17%	0%
Grade 8	22	32%	18%	36%	14%	0%
Grade 9	14	7%	36%	50%	7%	0%
Grade 10	11	45%	18%	36%	0%	0%
Grade 11	12	17%	17%	50%	8%	0%
Grade 12	11	18%	45%	27%	0%	0%

JACKSON TOWNSHIP SCHOOL DISTRICT START STRONG - FALL - 2022 - Literacy

	Total Students	Strong Support Needed	Some Support Needed	Less Support Needed
Grade 4	479	42%	22%	36%
Grade 5	482	26%	30%	44%
Grade 6	522	33%	31%	36%
Grade 7	526	32%	25%	43%
Grade 8	526	31%	19%	50%
Grade 9	581	33%	14%	53%
Grade 10	581	36%	22%	42%

JACKSON TOWNSHIP SCHOOL DISTRICT

START STRONG FALL - 2022 - MATH

	Total Students	Strong Support Needed	Some Support Needed	Less Support Needed
Grade 4	479	36%	29%	35%
Grade 5	482	40%	26%	34%
Grade 6	526	35%	33%	32%
Grade 7	498	37%	37%	26%
Grade 8	424	35%	42%	23%
Algebra	648	42%	28%	30%
Geometry	520	49%	23%	28%
Algebra 2	539	35%	35%	30%

JACKSON TOWNSHIP SCHOOL DISTRICT START STRONG - FALL 2022 - SCIENCE

Start Strong Science was given to all Grade 9 & 12 HS students - including students not taking science courses.	Total Students	Strong Support Needed	Some Support Needed	Less Support Needed
Grade 6	528	41%	35%	24%
Grade 9	563	49%	41%	10%
Grade 12	488	49%	26%	25%

Jackson School District Assessments

Scholastic Math Inventory

- Reports how well students understand, and are likely to be successful with, various grade-appropriate mathematical skills and topics.

Scholastic Reading Inventory

- Reports how well students understand, and are likely to be successful with, various grade-appropriate literacy skills and topics.

Fountas and Pinnell

- Helps teachers quantify student reading levels and behaviors, and engage students in comprehension conversations

IXL

- Real-time diagnostics to help pinpoint students' grade-level proficiency in key math and English language arts strands

Benchmark Testing

- Administered periodically at certain times during a curricular cycle to evaluate knowledge and track growth

Math Facts Fluency

- Assesses students' ability to quickly and accurately relate basic math facts, which creates a strong foundation for learning

Advanced Placement Tests

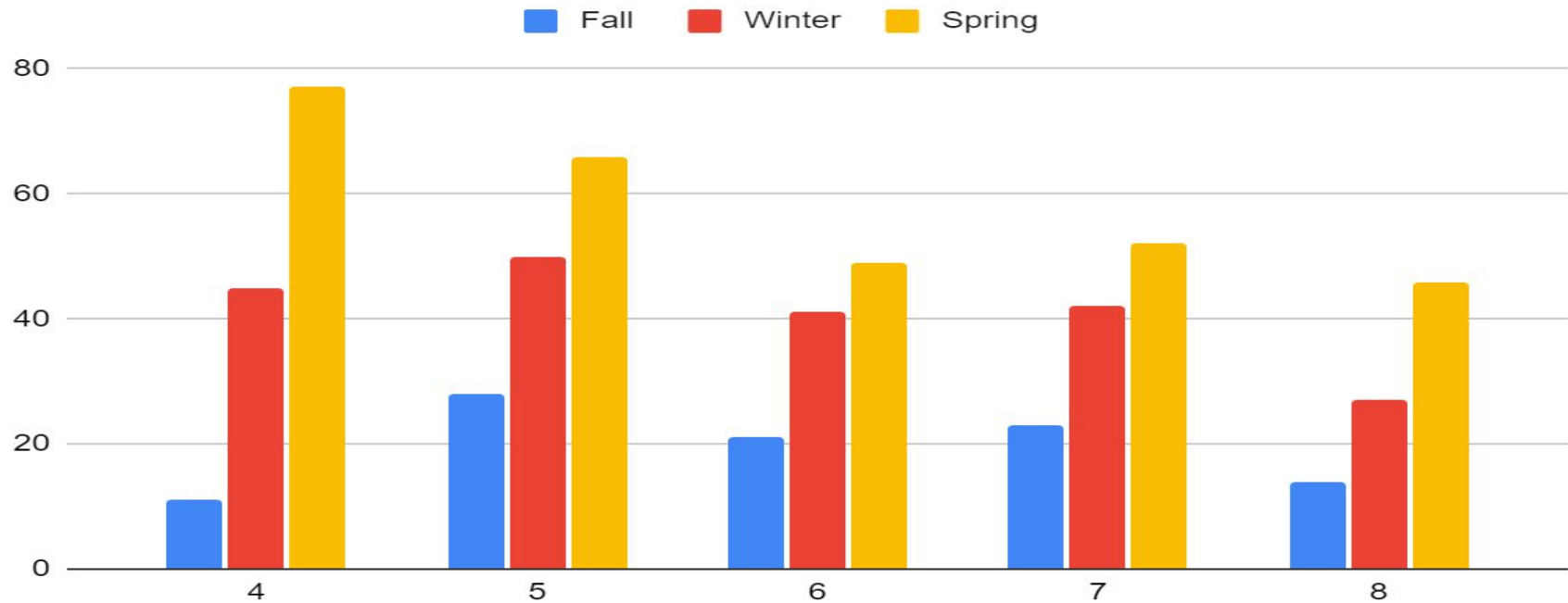
- All students enrolled in college level course

**JACKSON TOWNSHIP SCHOOL DISTRICT'S
2022 AP EXAMS
STUDENTS ACHIEVING '3' OR HIGHER**

**464 student tests
received a score
earning them college
credit!**

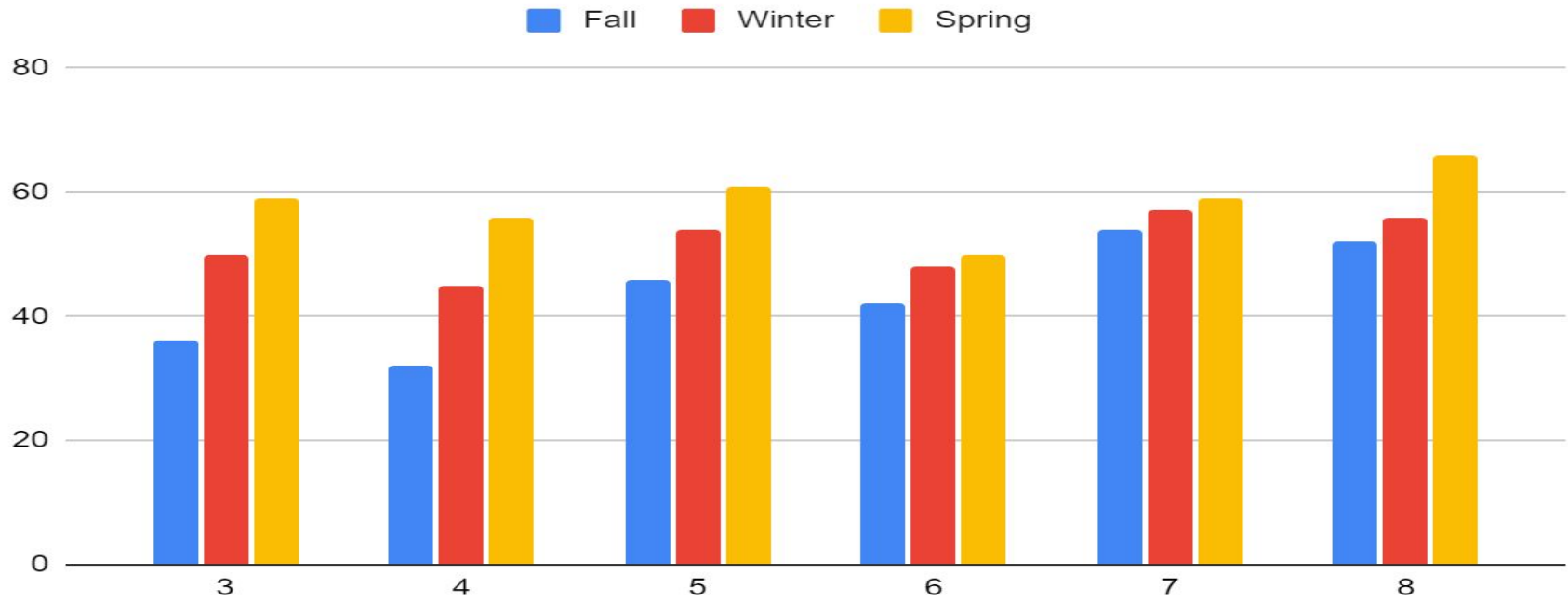
Math/Sciences				Humanities			
	# Taking Test	3 or Better	% 3 or Better		# Taking Test	3 or Better	% 3 or Better
Calculus AB	56	37	66%	English Lang	79	58	73%
Calculus BC	12	11	92%	English Lit	35	30	86%
Comp. Science	45	33	74%	US Government	62	37	60%
Statistics	61	27	45%	US History	74	43	58%
Biology	19	10	53%	Psychology	89	57	64%
Chemistry	51	20	40%	Macro/Micro	38	11	29%
Physics	39	19	49%	Studio Art	33	29	88%
Environ. Science	37	25	68%	Music Theory	20	4	20%
				Spanish	15	13	87%
TOTALS	320	182	57%	TOTALS	445	282	63%

Scholastic Math Inventory (SMI) 2021-22 School Year - “On Grade Level”



Scholastic Math Inventory - Percent of Students on Grade Level

Scholastic Reading Inventory (SRI) 2021 - 2022 School Year - “On Grade Level”



Scholastic Reading Inventory - Percent of Studnets on Grade Level

District Initiatives - Areas of Focus - ELA

- Utilizing Phonics Program **FUNDATIONS** in all elementary schools.
- Alignment with PreSchool Creative Classroom Curriculum and Foundations Model
- Using **Benchmarks** in Writing (Narrative, Opinion, Expository) - K-5
- **DIBELS** (Phonemic Awareness Screening - Dynamic Indicators of Basic Early Literacy Success)
- Scholastic Reading Inventory (**SRI**) - standardized reading assessment
- Utilizing Balanced Literacy Model
- **Read 180** and **Systems 44** provides multisensory support for learners at risk
- **SRA** Reading Program - Develops comprehension, vocabulary, fluency, word analysis and study skills at different levels for at risk learners

District Initiatives - Areas of Focus - ELA

- **NJIETA** Grant - Provide inclusion support to teachers in the Elementary School
- Literacy programs, Wilson Reading and Orton Gillingham in all six elementary schools for identified students
- **Title 1** - which provides increased intervention and programs;
- WIN Periods at Elementary Schools
- ELA Benchmarks
- Full Year Freshman Literacy Course available at both HS this year
- Advanced 8th Grade Literacy Class
- Increase in **Project-Based Learning** at all levels
- Continued focused Professional Development on instructional strategies

District Initiatives - Areas of Focus - MATH

- **New enVision math series** in elementary schools
- Utilization of online benchmark assessments
- Data locker - data recording system with Linkit
- IXL Platform and Database for all Grades K-8
- **Math interventionist** at McAuliffe
- **Everyday application math** courses at Middle School
- New Math Textbook Pilot at both High Schools

District Initiatives - Areas of Focus - MATH

- Benchmark testing and creation of revised final exams at high school
- **Algebra 2 concepts course** at High School for identified students
- **Full Year Algebra 1** course for identified students
- Increase in **project-based learning** at all levels
- WIN Periods at all elementary Schools
- Continued focus on Professional Development on instructional strategies

Preschool Program

Preschool Expansion Aid (PEA)

Preschool Program Expansion

Beginning of 2021-2022 School Year - Parent-Paid Tuition:

- **7** Preschool Classrooms
- **72** Preschool Students

AFTER Earning the Preschool Expansion Aid Grant in 2021-2022

- **18** Classrooms
- **179** Preschool Students

Current 2022-2023 School Year Expansion:

- **28** Preschool Classrooms
- **329** Preschool Students

Highlights of the Preschool Program

- Partnership with Head Start for shared resources, extend outreach connections with local community members/agencies to identify families who are income eligible and English Language Learners for additional support services
- Enrollment in [GrowNJKIDS](#) (NJ's new quality rating and improvement system for early childhood programs) with focus on:
 - ❑ Safe, Healthy Learning Environment
 - ❑ Curriculum and Learning Environment
 - ❑ Family and Community Engagement
 - ❑ Workforce/Professional Development
 - ❑ Administration and Management

Highlights of the Preschool Program

- Curriculum and Assessment professional development (Creative Curriculum/ Teaching Gold Strategies)
- Early Screening Assessment (ESI-R) Tool - every preschool child screened to identify early needs
- Preschool Intervention & Referral Team (PIRT) - established for all six buildings
- Instructional Coaches and Preschool Interventionist/specialists
- Facilities - Preschool-specific playgrounds are being built for all six schools
- Community Parent Involvement Specialist (CPIS) and Preschool Social worker building family and community relationships (resource pamphlet, parent nights, leading coat drives, food and toys for tot drives, nutrition health and wellness resources).

Preschool Program Projections

For 2023-2024 SCHOOL YEAR:

- **8** New Classrooms - Investigating use of Jackson Memorial High School D-Wing
- Brings total to **36** Preschool Classrooms
- Brings total to **448** Preschool Children

Moving Forward: Goals for Preschool

- Continued Partnership with Head Start and GrowNJKIDS
- *Hire additional specialized personnel to meet growing needs (PIRS/Instructional Coaches)
- *Provide continued professional development opportunities for preschool staff, ancillary staff and administrators regarding growth & understanding of Preschool Program Implementation Guidelines, Curriculum Development, Teaching & Learning standards and Health & Safety for preschool children.
- *Develop vertical articulation teams grade levels (PS, K, 1).
- *Carry on with aligning current and new preschool classrooms to meet ECERS-3 requirements (i.e. supplies/materials/modifications of facilities/space).

Moving Forward: Goals for Preschool

- *Improve playground/outdoor space to meet Guidelines for Preschool Facilities
- *Plan/design Preschool playground for Jackson Memorial High School D wing classes
- *Reform classrooms to include bathrooms meeting PEA Preschool Facility requirements: Facilities (taken from N.J.A.C. 6A:26 & N.J.A.C. 5:23)

2022-2023 District Theme: Strengthening the Core

**PHYSICAL
and
EMOTIONAL**

**RIGOROUS
DIFFERENTIATED
INSTRUCTION**



**BUILDING CONNECTIONS
with STUDENTS,
STAFF & FAMILIES**

**POSITIVE
ENGAGEMENT IN
SCHOOL
&
HIGH ACADEMIC
GROWTH**

VIDEO

['REAL' State of the Schools](#)

Questions?

Slides for reference
Not to present

COMPARISON OF JACKSON TOWNSHIP SCHOOL DISTRICT'S 2018 - 2022 PARCC/NJSLA ADMINISTRATIONS 3rd Grade PERCENTAGE SCORING "4" or Better

School	English Language Arts			Mathematics		
	2018 - PARCC NJSLA	2019 - NJSLA	2022- NJSLA	2018 - PARCC NJSLA	2019 - NJSLA	2022 - NJSLA
Crawford-Rodriguez	39%	36%	15%	42%	55%	33%
Elms	48%	64%	34%	72%	71%	54%
Johnson	57%	51%	49%	71%	58%	67%
Holman	48%	48%	27%	64%	63%	37%
Switlik	42%	40%	34%	63%	62%	44%
Rosenauer	50%	29%	44%	72%	44%	46%

2022 District Average for ELA = 34%
2022 State Average for ELA = 42%

2022 District Average for Math = 47%
2022 State Average for Math = 46%

COMPARISON OF JACKSON TOWNSHIP SCHOOL DISTRICT'S 2018 - 2022 PARCC/NJSLA ADMINISTRATIONS 4th Grade PERCENTAGE SCORING "4" or Better

School	English Language Arts			Mathematics		
	2018 - PARCC NJSLA	2019 - NJSLA	2022 - NJSLA	2018 - PARCC NJSLA	2019 - NJSLA	2022 - NJSLA
Crawford-Rodriguez	54%	51%	40%	60%	60%	36%
Elms	58%	70%	54%	63%	71%	51%
Johnson	49%	75%	46%	62%	72%	45%
Holman	47%	60%	49%	50%	69%	49%
Switlik	49%	64%	26%	55%	76%	38%
Rosenauer	60%	55%	43%	58%	39%	39%

2022 District Average for ELA = 43%
2022 State Average for ELA = 49%

2022 District Average for Math = 43%
2022 State Average for Math = 39%

COMPARISON OF JACKSON TOWNSHIP SCHOOL DISTRICT'S 2018 - 2022 PARCC/NJSLA ADMINISTRATIONS 5th Grade PERCENTAGE SCORING "4" or Better

School	English Language Arts			Mathematics		
	2018 - PARCC NJSLA	2019 - NJSLA	2022 - NJSLA	2018 - PARCC NJSLA	2019 - NJSLA	2022 - NJSLA
Crawford-Rodriguez	46%	46%	38%	47%	47%	33%
Elms	65%	76%	58%	80%	57%	59%
Johnson	62%	59%	53%	63%	56%	53%
Holman	54%	60%	50%	44%	55%	50%
Switlik	58%	65%	47%	59%	52%	47%
Rosenauer	54%	51%	41%	63%	46%	40%

2022 District Average for ELA = 48%
2022 State Average for ELA = 49%

2022 District Average for Math = 43%
2022 State Average for Math = 36%

COMPARISON OF JACKSON TOWNSHIP SCHOOL DISTRICT'S 2018 - 2022 PARCC/NJSLA ADMINISTRATIONS PERCENTAGE SCORING "4" or Better CARL W. GOETZ MIDDLE SCHOOL

	English Language Arts			Mathematics		
	2018 - PARCC NJSLA	2019 - NJSLA	2022- NJSLA	2018 - PARCC NJSLA	2019 - NJSLA	2022 - NJSLA
Grade 6	59%	55%	50%	53%	47%	36%
Grade 7	69%	65%	63%	53%	54%	48%
Grade 8	73%	60%	54%	35%	41%	17%
Algebra 1				96%	98%	91%
Geometry				95%	83%	75%

ELA	District Average	State Average
Grade 6	46%	47%
Grade 7	59%	52%
Grade 8	50%	52%

Math	District Average	State Average
Grade 6	31%	31%
Grade 7	44%	34%
Grade 8	19%	16%

COMPARISON OF JACKSON TOWNSHIP SCHOOL DISTRICT'S 2017 - 2019 PARCC/ NJ SLA ADMINISTRATIONS PERCENTAGE SCORING "4" or Better CHRISTA MCAULIFFE MIDDLE SCHOOL

	English Language Arts			Mathematics		
	2018 - PARCC NJSLA	2019 - NJSLA	2022 - NJSLA	2018 - PARCC NJSLA	2019 - NJSLA	2022 - NJSLA
Grade 6	54%	43%	41%	40%	34%	25%
Grade 7	58%	66%	54%	41%	44%	40%
Grade 8	58%	45%	45%	32%	33%	21%
Algebra 1				96%	82%	91%
Geometry				100%	92%	100%

ELA	District Average	State Average
Grade 6	46%	47%
Grade 7	59%	52%
Grade 8	50%	52%

Math	District Average	State Average
Grade 6	31%	31%
Grade 7	44%	34%
Grade 8	19%	16%

COMPARISON OF JACKSON TOWNSHIP SCHOOL DISTRICT'S 2017 - 2019 PARCC/NJSLA ADMINISTRATIONS PERCENTAGE SCORING "4" or Better JACKSON LIBERTY

	English Language Arts			Mathematics			
	2018 - PARCC NJSLA	2019 - NJSLA	2022- NJSLA		2018 - PARCC NJSLA	(Gr. 9 &10) 2019 - NJSLA	2022 - NJSLA
Grade 9	45%	50%	24%	Algebra 1	24%	20%	5%
				Geometry	13%	19%	6%
				Algebra 2	22%	37%	8%

ELA - Fall & Spring	District Average	State Average
Grade 9		48%
Grade 10		

Math - Fall & Spring	District Average	State Average
Algebra 1		35%
Geometry		44%
Algebra 2 (Grades 9 & 10)		53%

COMPARISON OF JACKSON TOWNSHIP SCHOOL DISTRICT'S 2017 - 2019 PARCC/NJSLA ADMINISTRATIONS PERCENTAGE SCORING "4" or Better JACKSON MEMORIAL

	English Language Arts			Mathematics			
	2018 - PARCC NJSLA	2019 - NJSLA	2022 - NJSLA		2018 - PARCC NJSLA	(Gr. 9 &10) 2019 NJSLA	2022 - NJSLA (Gr 9 only)
Grade 9	57%	62%	44%	Algebra 1	34%	34%	22%
Grade 10	37%	58%		Geometry	30%	27%	29%
				Algebra 2	23%	65%	81%

ELA - Fall & Spring	District Average	State Average
Grade 9		
Grade 10		

Math - Fall & Spring	District Average	State Average
Algebra 1		
Geometry		
Algebra 2 (Grades 9 & 10)		