

VOLLEYBALL

PACKET # 1

INSTRUCTIONS

This Learning Packet has two parts: (1) text to read and (2) questions to answer.

The text describes a particular sport or physical activity, and relates its history, rules, playing techniques, scoring, notes and news.

The Response Forms (questions and puzzles) check your understanding and appreciation of the sport or physical activity.

INTRODUCTION

Volleyball is a popular sport which can be played both indoors and outdoors. It appeals to people of all ages and skill levels. It is fast-paced, with constant jumping and running, and thus provides a strenuous aerobic workout. It also requires mental alertness and quick, precise physical reactions.

Many associate volleyball with the beaches of southern California and in fact, a number of professional players get their start by playing beach volleyball. However, volleyball is popular not only on the beaches, but in virtually every country of the world. In 1964, it was officially recognized as part of the Olympic Games.




HISTORY OF THE GAME

Volleyball originated in Massachusetts in 1895 when the director of a local YMCA used the bladder of a basketball for a ball and a tennis net as the first volleyball net. The game was regulated by the YMCA until 1928 when the United States Volleyball Association was founded.

HOW VOLLEYBALL IS PLAYED

The name "volleyball" is not an entirely accurate description of this sport. The object of the game is hit the ball over the net in such a way that the opposing team cannot return it.



Volleyball is played on a court 30 feet wide by 60 feet long. The net is three feet high and spans the width of the playing area. The top of the net is positioned eight feet (in men's volleyball) from the floor or playing surface. The modern volleyball is about the size of a soccer ball.

The game is played by two opposing teams, with six players on each team. Once the ball is put into play, it is "volleyed" back and forth between the teammates up to three times before it is hit over the net or until it falls to the floor, is hit out of bounds or a team commits a foul. The same player may not make a hit twice in a row. Even if the ball hits a player by accident, it counts as one of the three touches allowed per side. However, if a player blocks a spike, the block is not considered a "hit."

The game has a total of 15 points. If a team fails to serve properly, return the ball, or commits any other fault, the opponent wins the rally and scores the point. Each game must be won by a two-point margin. A match consists of either three or five 15-point games. The team which wins two (in a three-game match) or three (in a five-game match) games is the winner of the match.

Volleyball requires a referee, who generally has the final word regarding points in dispute, an umpire who assists the referee, a scorekeeper, a timekeeper and linesmen. Even though there may be officials present during a game, players who commit fouls are expected to call out their own mistakes.



SKILLS AND TECHNIQUES

THE READY POSITION AND JUMP

One of the basic positions in volleyball is called the "ready position." The knees are slightly bent with hands at waist level and elbows near the body to allow the player to concentrate on the ball. Players should learn this position so that time is not wasted

when the ball is hit. Jumping is always done near the net. Players should practice jumping so that they do not touch the net, or bump into or injure other players. They should also remember always to jump parallel to the net.

THE SERVE: OVERHAND AND UNDERHAND

Serving is a crucial skill for the volleyball player to learn. The cardinal rules of serving are simple: do not step on a boundary line, and get the ball over the net.

The overhand serve is the most popular and effective serve. It is similar to a tennis serve. The ball is thrown into the air so that it rises a few feet above the server's head. As the ball comes down, the right arm (if you are right-handed) is raised up and back while the elbow comes forward. The arm is then extended at the elbow and the server hits the ball with the heel of the hand.

The underhand serve is a good serve for beginners to use. It is simply another way of getting the ball over the net. The ball is held in one hand and hit by the heel of the other hand. The underhand serve is generally not as effective as the overhand serve.



THE PASS OR SET



The pass is a difficult move for many beginning players. This skill looks easier than it actually is when performed. Once the ball is served, the player who will pass the ball gets into position under the ball with knees bent, hands up and fingers cupped. All the fingers and the two thumbs contact the ball, but the ball does not touch the palm of the hand.


When the ball is in the air over the serving side's court, it may be passed up to three times before it is returned over the net. One player cannot pass the ball twice in a row.

Note that overhead passes are not used when the returning ball is a "spike."

THE SPIKE

The spike is one of the most difficult plays in volleyball: a player has to run, jump and hit the ball to a specific spot on the other side of the net. However, it is the best offensive move in volleyball, and it should be learned.

Generally, a spiked ball is hit with an open hand. However, unless a player is quite experienced, spiking a ball can sometimes result in the ball going out of bounds or into the net. Remember that practice in timing, jumping and hitting are required to spike correctly. A spiked ball, hit properly, can move up to a hundred miles an hour.



THE FOREARM BOUNCE PASS-BUMP

The bump is used for receiving serves and spike balls. This shot is easy to execute because the ball simply bounces or bumps off the clasped hands, wrists or forearms.

The purpose of this shot is to bounce the ball into the air so that a teammate can get under it to make a set-up (a move usually used to direct the ball to the spiker).

ONE-HAND BOUNCE PASS-DIG


This is a recovery shot, and is used if the ball received is low and off to the side of a player. If you cannot make a bump pass, use a dig or save pass instead. In this move, the hands are cupped. They are then placed under the ball just before it hits the floor.

THE BLOCK

This move is used chiefly as a defensive position to stop spiked balls. As with spiking, timing is important in blocking.

A player must anticipate an opponent's spike and position him or herself accordingly. The blocker then jumps just after the spiker has jumped. The blocker's arms should be extended upward with fingers spread wide apart. This allows the ball to bounce off the

heels of the blocker's hands and land on the opposite side of the net.



This is the only move in volleyball that allows the player's hands to go over the top of the net.

EQUIPMENT AND CLOTHING

Standard clothing for playing volleyball is comfortable sportswear which allows for free movement. Gym shoes are a must since most gyms do not allow anyone on the floor in regular shoes. When played on the beach, attire ranges from gym clothes to swimsuits. Many play barefoot in the sand.


VOLLEYBALL NOTES AND NEWS

The Cougars of Brigham Young University became the 2004 NCAA Men's volleyball National Champions, as they rallied from a low-scoring first game to defeat Long Beach State 15-30, 30-18, 20-30, 32-30 and 19-17 in Honolulu, Hawaii. Jonathan Alleman nailed four kills to lead BYU in the fifth game.

The University of Southern California Women of Troy won the Division I Women's volleyball Championship for a second consecutive year, as they defeated the University of Florida 3-1. USC finished their season with 35 wins and no losses and have won 47 consecutive matches.

Volleyball is also an Olympic sport. At the 2004 Olympics, both women and men had 12 teams in competition.

Medalists in the 2004 Athens Olympic Indoor and Beach Volleyball competition are listed on the next page.



Indoor Competition:

Men's:

GOLD - BRAZIL
SILVER - ITALY
BRONZE - RUSSIA

Women's:

GOLD - CHINA
SILVER - RUSSIA
BRONZE - CUBA

Beach Competition:

Men's:

GOLD - BRAZIL
SILVER - SPAIN
BRONZE - SWITZERLAND

Women's:

GOLD - UNITED STATES
SILVER - BRAZIL
BRONZE - UNITED STATES



In addition to these national and international contests, local volleyball competitions are held in most states. Check your local schools and volleyball associations for coverage.

You can also find out more by visiting these volleyball web sites on the internet:

<http://www.ncaachampionships.com/>
<http://www.volleyball.org>

STUDENT RESPONSE PACKET

VOLLEYBALL

NAME _____

DATE _____

WHAT TO DO

The following questions will help you to have a greater appreciation and understanding of volleyball. Write your answers in the spaces below the questions. If there is not enough room, write on the backs of these sheets. Be neat, spell correctly, and write in complete sentences.

1. Why is volleyball considered to be such a good aerobic exercise?


2. How many total points can be scored in a game of volleyball?

3. What does "a match" in volleyball consist of?

4. What clothing is typically worn for playing volleyball?

5. What is "the ready position" in volleyball and how is it used?
6. What is an overhand serve?
7. What is an underhand serve?
8. What is a pass and how is it used?
9. How is a spike ball hit?
10. How is a block used?

Name: _____ Date: _____

**Across:**

1. The number of players on a volleyball team
3. A type of forearm pass
5. The ball is put into play when one team does this
8. To serve with the heel of the hand
9. This person assists the referee
11. It is three feet high and is located in the center of the court
12. The top of the net is _____ feet from the floor
13. Most number of times the ball can be volleyed across the net
15. First volleyball was made of this from a basketball
17. They assist the referee
19. Three out of five 15-point games

Down:

1. Fast offensive hit to a specific spot
2. Total points in a game
4. Most popular serve technique
6. The forearm bounce pass-
7. It is 30 feet wide and 60 feet long
10. Chief official for a volleyball game
14. The palm does not touch the ball during a _____
16. Defensive technique to stop spiked balls
18. Institution where volleyball was founded

Name: _____ Date: _____



Use the clues below to discover words in the above puzzle. Circle the words.

1. It is 30 feet wide and 60 feet long
2. It is three feet high and is located in the center of the court
3. Defensive technique to stop spiked balls
4. Three out of five 15-point games
5. Most popular serve technique
6. Total points in a game
7. The ball is put into play when one team does this
8. Institution where volleyball was founded
9. The top of the net is _____ feet from the floor
10. Fast offensive hit to a specific spot
11. A type of forearm pass
12. They assist the referee
13. Chief official for a volleyball game
14. First volleyball was a basketball's _____
15. Most number of times the ball can be volleyed across the net
16. To serve with the heel of the hand
17. The number of players on a volleyball team
18. The palm does not touch the ball during a _____
19. The forearm bounce pass-_____
20. This person assists the referee